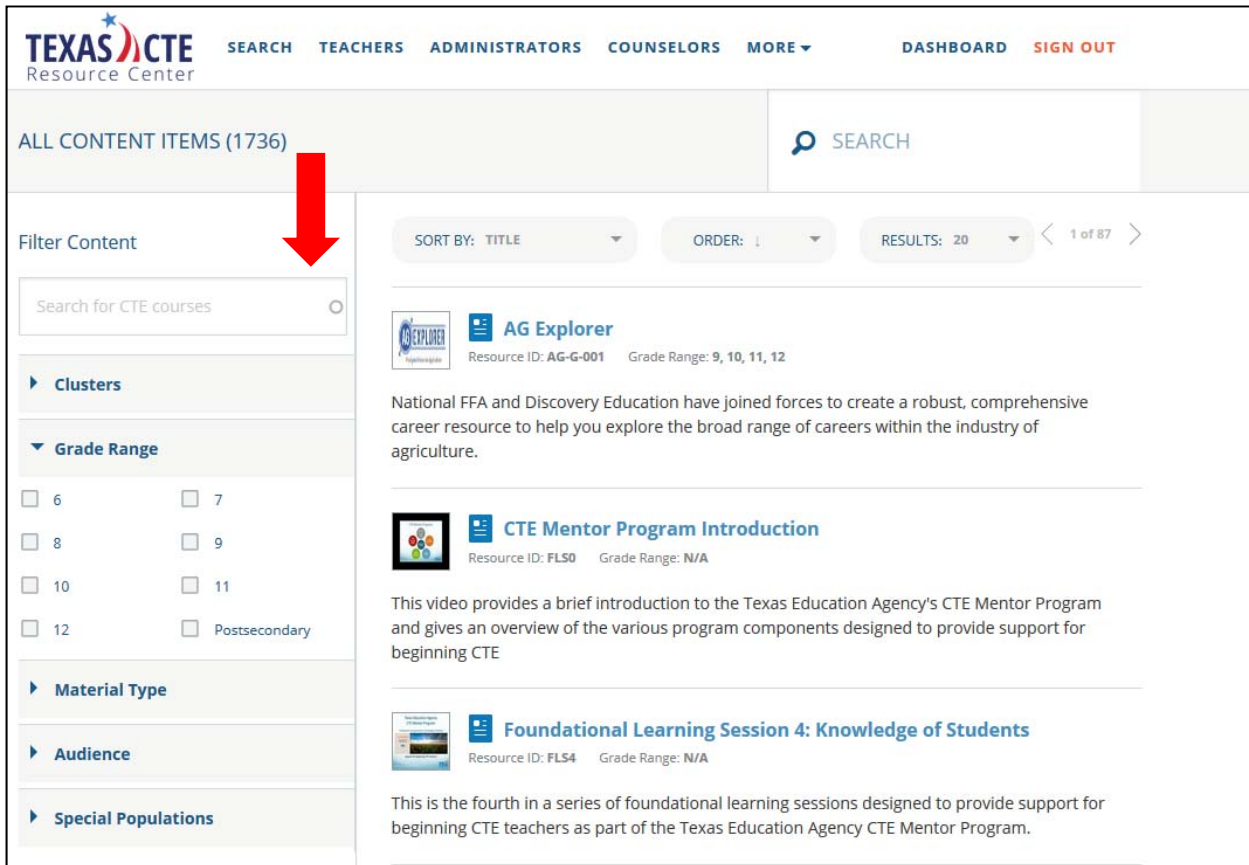


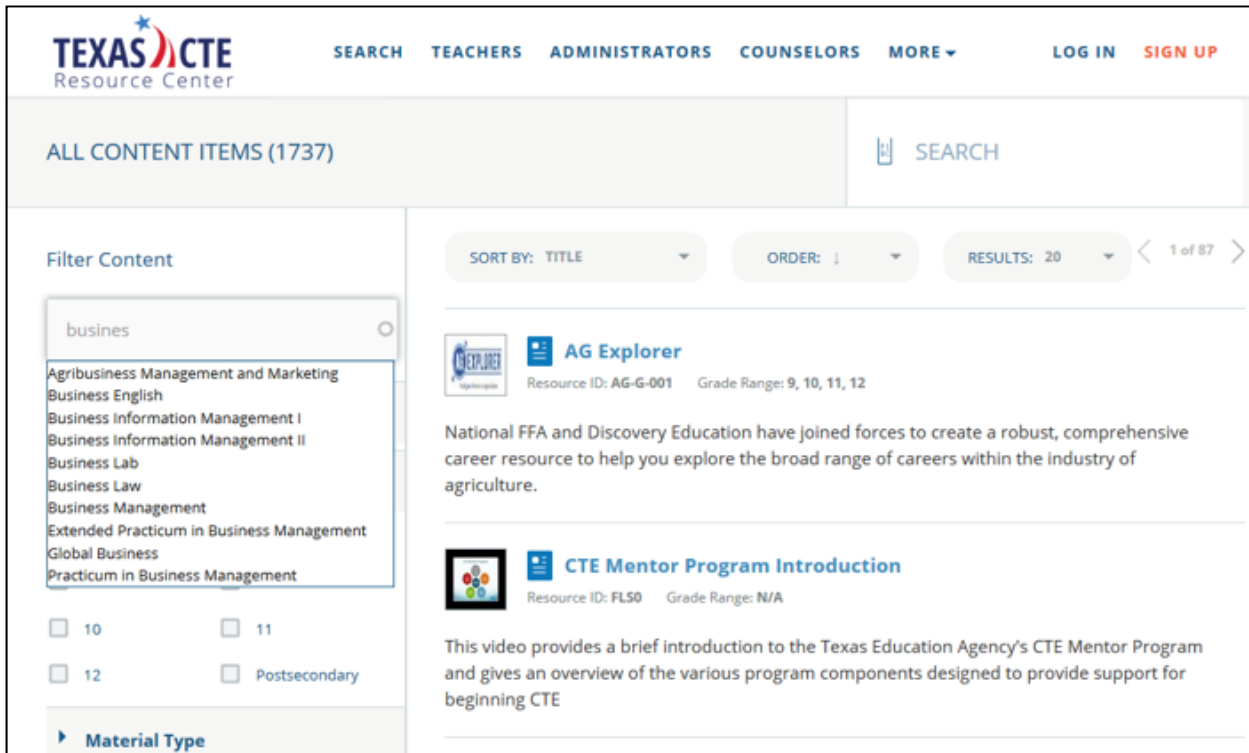
This article covers how to use the “Search for CTE Courses” feature. For the best results, use either Chrome or Firefox as your browser.

If you know the course name, you can search by course using the “search for CTE courses” field/box in the top left corner of the search page. This tells the search engine to only return search results that are tagged for the course name selected.



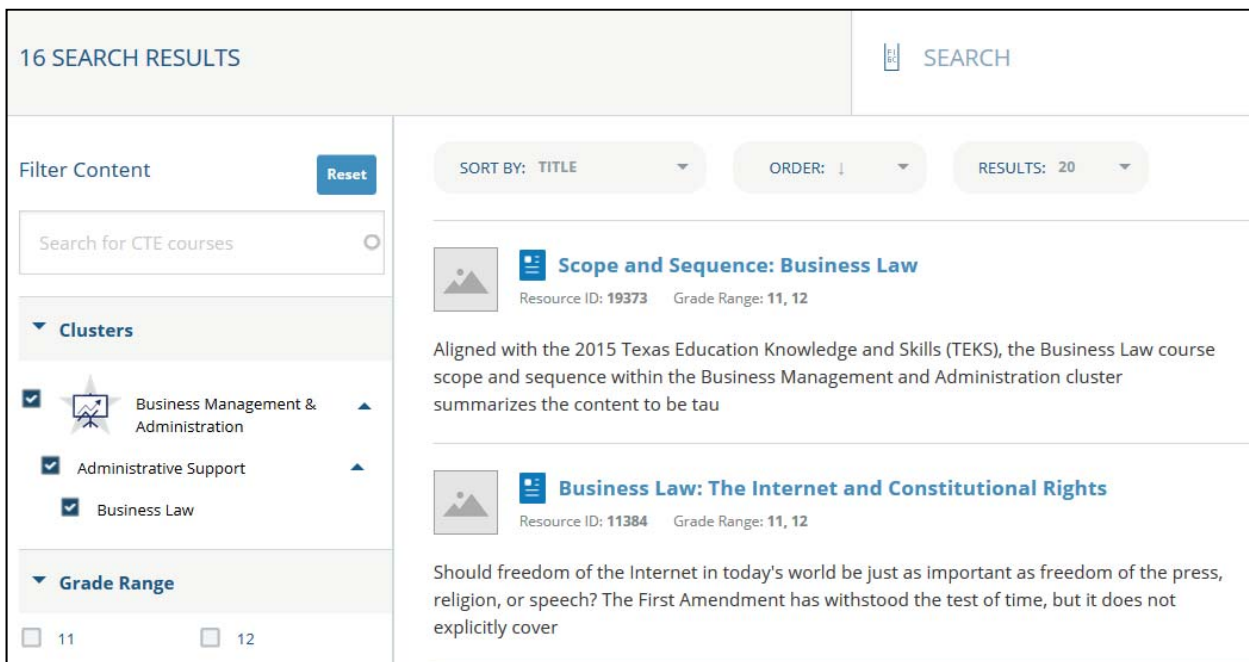
The screenshot shows the Texas CTE Resource Center search interface. At the top, there is a navigation bar with the logo and links for SEARCH, TEACHERS, ADMINISTRATORS, COUNSELORS, MORE, DASHBOARD, and SIGN OUT. Below the navigation bar, the page displays "ALL CONTENT ITEMS (1736)" and a search input field. A sidebar on the left titled "Filter Content" contains a search box labeled "Search for CTE courses" with a red arrow pointing to it. Below the search box are filter categories: Clusters, Grade Range (with checkboxes for 6, 7, 8, 9, 10, 11, 12, and Postsecondary), Material Type, Audience, and Special Populations. The main content area shows search results with sorting options (SORT BY: TITLE, ORDER: ↓, RESULTS: 20) and a list of three items: "AG Explorer" (Resource ID: AG-G-001, Grade Range: 9, 10, 11, 12), "CTE Mentor Program Introduction" (Resource ID: FLS0, Grade Range: N/A), and "Foundational Learning Session 4: Knowledge of Students" (Resource ID: FLS4, Grade Range: N/A).

Start typing the first word in the course name. We used “business” in this example.



The screenshot shows the Texas CTE Resource Center search interface. The top navigation bar includes 'SEARCH', 'TEACHERS', 'ADMINISTRATORS', 'COUNSELORS', 'MORE', 'LOG IN', and 'SIGN UP'. The main header displays 'ALL CONTENT ITEMS (1737)' and a search bar. Below the header, there are sorting options: 'SORT BY: TITLE', 'ORDER: ↓', and 'RESULTS: 20' (with a '1 of 87' indicator). A 'Filter Content' sidebar on the left shows a search input with 'business' and a dropdown menu listing relevant courses: Agribusiness Management and Marketing, Business English, Business Information Management I, Business Information Management II, Business Lab, Business Law, Business Management, Extended Practicum in Business Management, Global Business, and Practicum in Business Management. Below the list are checkboxes for grade levels: 10, 11, 12, and Postsecondary. The main content area displays two search results: 'AG Explorer' (Resource ID: AG-G-001, Grade Range: 9, 10, 11, 12) and 'CTE Mentor Program Introduction' (Resource ID: FL50, Grade Range: N/A).

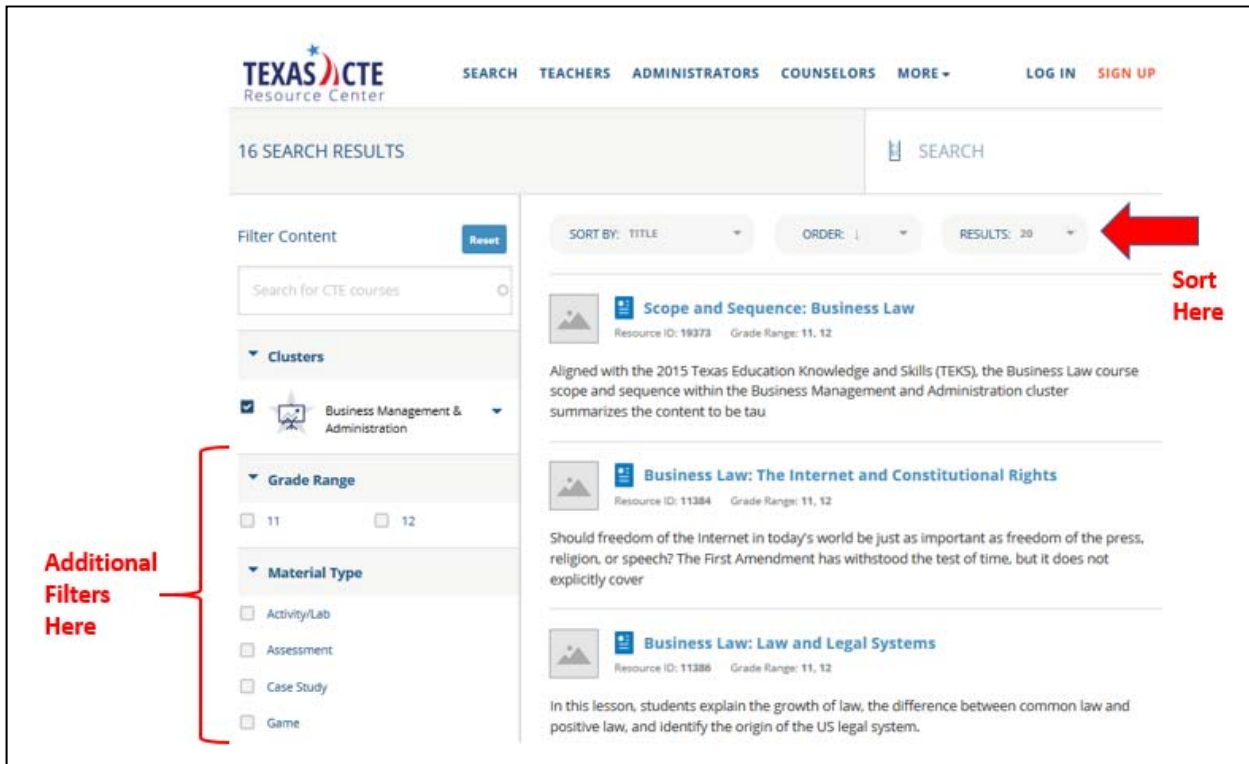
A list of courses matching the word “Business” display below the field/box. Select the course you are looking for by clicking on it. We selected “Business Law.” This tells the search engine to find and display all courses tagged for the Business Law course.



The screenshot shows the Texas CTE Resource Center search results page after selecting 'Business Law'. The top navigation bar is the same. The main header displays '16 SEARCH RESULTS' and a search bar. Below the header, there are sorting options: 'SORT BY: TITLE', 'ORDER: ↓', and 'RESULTS: 20'. The 'Filter Content' sidebar on the left has a 'Reset' button and a search input. Under the 'Clusters' section, 'Business Management & Administration', 'Administrative Support', and 'Business Law' are all checked. Under the 'Grade Range' section, '11' and '12' are checked. The main content area displays two search results: 'Scope and Sequence: Business Law' (Resource ID: 19373, Grade Range: 11, 12) and 'Business Law: The Internet and Constitutional Rights' (Resource ID: 11384, Grade Range: 11, 12).

After selecting “Business Law” in this example, the search page refreshes the results screen with the resources that match the course selected. These are resources that either have the course name in the title, or have keywords entered.

From this point, you can order/sort the search results using the fields at the top of the list, or you can further filter results using the fields on the left-hand field options.



*That's how you search for CTE Course names!*