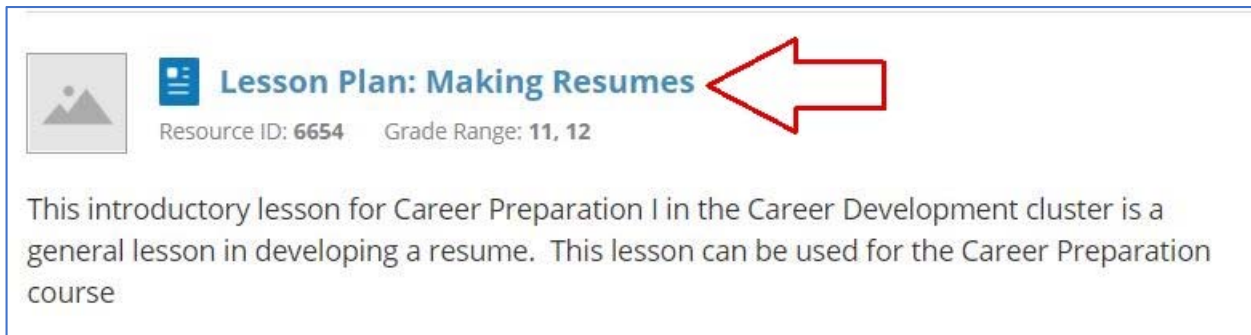



This article covers how to download a document from a resource page. For the best results, use either Chrome or Firefox as your browser.

After searching for resources, from the search results page, select the resource you would like to view from the search results, by clicking on the resource name.

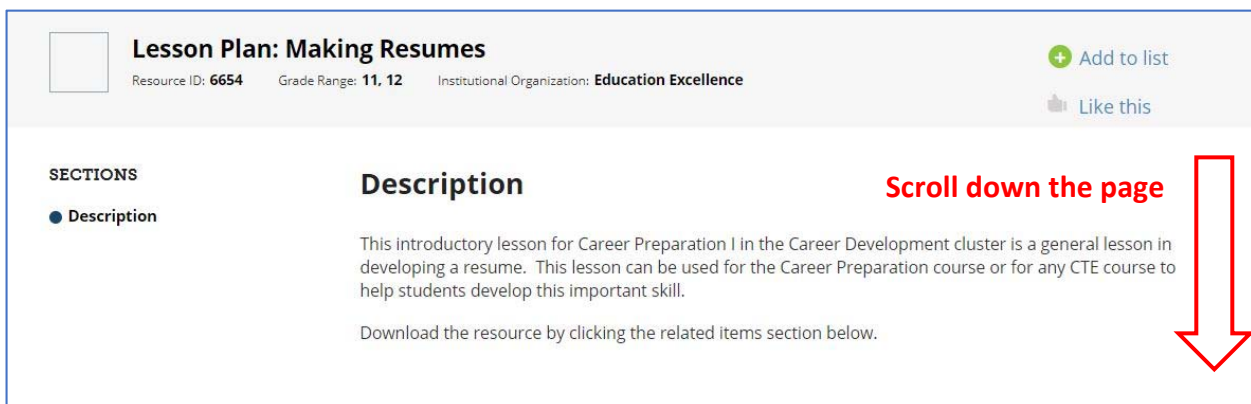



 **Lesson Plan: Making Resumes** ←

Resource ID: 6654 Grade Range: 11, 12

This introductory lesson for Career Preparation I in the Career Development cluster is a general lesson in developing a resume. This lesson can be used for the Career Preparation course

Once on the resource page and you see a page like the one below, scroll down to the bottom of the page, to the “related items” section.



 **Lesson Plan: Making Resumes** + Add to list

Resource ID: 6654 Grade Range: 11, 12 Institutional Organization: Education Excellence Like this

SECTIONS

- Description

Description

This introductory lesson for Career Preparation I in the Career Development cluster is a general lesson in developing a resume. This lesson can be used for the Career Preparation course or for any CTE course to help students develop this important skill.

Download the resource by clicking the related items section below.

Scroll down the page ↓

When you reach the “Related Items” section at the bottom of the page, find the “Documents” column to download any resources.

Related Items			
Resources	Videos	Documents	Links
No resources.	No videos.	  Career Prep I Lesson Plan - Develop a Resume.docx	No links.

Click the file name, and the resource document will download to your computer.

- Each browser saves downloaded files differently. Check the downloaded file section where your browser saves downloaded files.

That's how you download a document from a resource page.